

330 GC

HYDRAULIC EXCAVATOR



Engine Power
Operating Weight

151 kW (202 hp)
30 500 kg (67,300 lb)

Cat® C7.1 engine meets U.S. EPA Tier 4 Final, EU Stage V, Japan 2014 (Tier 4 Final) and Korea Tier 4 Final emission standards with an aftertreatment system that requires no operator input or downtime.



NEXT GENERATION EXCAVATORS

Cat® Next Generation Excavators offer you more choices than ever for your business.

- + MORE MODEL OPTIONS
- + MORE STANDARD TECHNOLOGIES
- + MORE PRICE POINTS

Ready to help you make your business stronger, Cat Next Generation Excavators give you ways to get the most work done at the lowest cost – so you put more money in your pocket.



THE CAT® 330 GC

RELIABLE. COMFORTABLE. PRODUCTIVE.

THE CAT 330 GC offers you the ideal balance of dependable performance, operator productivity features, and reduced costs. The Cat 330 GC is a smart choice for operations where high reliability and low-cost-per-hour performance are priorities.



REDUCE FUEL CONSUMPTION UP TO 12%¹

The precise combination of larger hydraulic pumps, an electronic main control valve, and electronically controlled cooling fans delivers top performance while burning less fuel.

WORK SMART. SAVE MONEY.

The Cat 330 GC is equipped with two modes to help manage fuel consumption for your specific applications – Power Mode and Smart Mode.

Power Mode delivers maximum productivity in high demand applications like truck loading and trenching.

Smart Mode automatically matches engine speed and hydraulic power to demand for the highest fuel efficiency in any application.

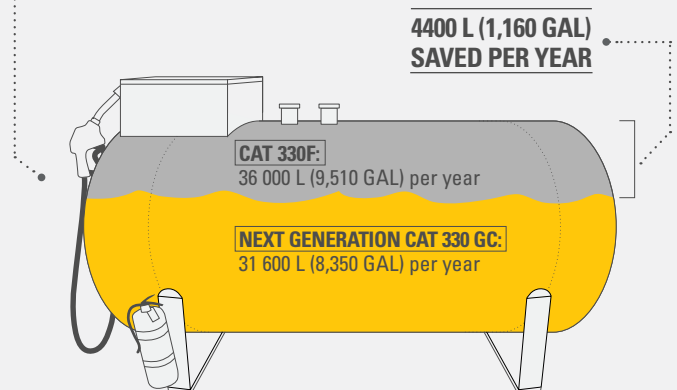
Operators can set and store their power mode preference using Operator ID. Owners can lock in the mode they want their operators to use to help manage fuel consumption.

¹ Compared to 330F.

FUEL SAVINGS ADD UP.

The Next Generation Cat 330 GC uses up to 12% less fuel than the 330F.

THE NEXT GENERATION CAT 330 GC USES 4400 L (1,160 GAL) LESS FUEL PER YEAR COMPARED TO THE CAT 330F.



SCENARIO:

Based on 2,000 labor hours per year.

330F (AVERAGE): 18 L (4.8 GAL) PER HOUR × 2,000 HOURS/YEAR = 36 000 L (9,510 GAL) PER YEAR.
NEXT GENERATION 330 GC: 15.8 L (4.2 GAL) PER HOUR × 2,000 HOURS/YEAR = 31 600 L (8,350 GAL) PER YEAR;
 36 000 L (9,510 GAL) PER YEAR – 31 600 L (8,350 GAL) PER YEAR = 4400 L (1,160 GAL) PER YEAR.

CAB TAKES

THE HARD OUT OF WORK

Sites where excavators typically work are rugged and challenging. That's why it's important that the 330 GC cab protects the operator as much as possible from the fatigue, stresses, sounds, and temperatures of the job.



ISO-CERTIFIED ROPS CAB

The ISO-certified ROPS cab is sound suppressed and sealed. The windows and lower front, right, and rear profile of the machine give outstanding visibility to the work area without the strain of constantly leaning forward.

ALL-AROUND VISIBILITY

Large windows at the front, sides, and rear give excellent visibility in all directions from the operator seat. The ROPS structure uses narrow front cab pillars to allow a wider field of view to the front. Plus, with the standard rearview and right-side cameras, operators will always be aware of what's surrounding the excavator.

EASY ACCESS, CONNECTIVITY, AND STORAGE

Several built-in convenience features make work more comfortable for operators:

- + Bluetooth® integrated radio
- + USB ports for charging and phone connectivity
- + 12V DC outlets and AUX port
- + Storage in rear, overhead, and console compartments
- + Cup and bottle holders




CUSTOMIZABLE JOYSTICKS

Joystick function can be customized through the monitor. Make moving the excavator much easier with Cat Stick Steer. Simply push a button and use one hand to travel and turn instead of both hands or feet on levers or pedals.



TOUCHSCREEN MONITOR

Most machine settings can be controlled through the high-resolution 203 mm/8-inch touchscreen monitor. It offers 42 languages and is easy to reach from the seat – no twisting or turning to reach switches. A handy jog dial control and shortcut keys are also ergonomically positioned on the right console.



SEAT AND CONSOLE

Efficiency of movement is critical to keeping operators productive and alert all shift long. The 330 GC seat is designed for easy operation and comfort. The standard seat is wide and adjustable so operators of any size can work comfortably.



KEYLESS PUSH START

The 330 GC uses a keyless push-button engine start. This adds security for the machine by using Operator ID codes to limit and track machine access. Codes can be entered manually via an optional Bluetooth key fob.



**LOWER MAINTENANCE COSTS
UP TO 25%**

With synchronized and extended maintenance intervals, you get more done at a lower cost compared to the 330F. Consolidated filter locations make service faster. Hydraulic, air, and fuel tank filters have increased capacity and longer life. Access to the operation and maintenance manual is easy through the in-cab monitor.


KEY MAINTENANCE COST REDUCTIONS INCLUDE:

- + Consolidated filter locations to reduce service time.
- + Improved hydraulic filter with higher dirt holding capacity.
- + Oil and fuel filters with extended maintenance intervals.
- + Advanced Cat air filter with double the dust holding capacity of the previous filter.
- + High-efficiency electric cooling fans only run when needed and reverse to keep cores free from debris. Choose between manual and auto reverse fan settings.

LESS RISK. MORE REWARD.

REDUCED CHANCE OF LEAKS AND DAMAGE WITH **FEWER CONNECTIONS AND LESS HOSE.**

THE NEXT GENERATION CAT 330 GC EXCAVATOR HAS **48 M (158 FT) LESS** HYDRAULIC HOSE THAN THE CAT 330F



90 FEWER HYDRAULIC CONNECTIONS THAN THE CAT 330F

SAFETY FEATURES

LOOK OUT FOR YOUR PEOPLE
AND YOUR EQUIPMENT

Keep your people and your equipment safe with upper platform access, a ground-level engine oil dipstick, and secure start system on the Cat 330 excavator.



UPPER PLATFORM ACCESS

Access the upper platform from the entry point on the right side of the machine. The additional steps and handrails provide added support.

GROUND-LEVEL DAILY MAINTENANCE

All daily maintenance checks can be performed from ground level, making maintenance faster, easier, and safer. Checkpoints include the engine oil dipstick, fuel water separator, fuel tank water and sediment drains, and cooling system coolant level check.

SECURE START

Use your PIN code on the monitor or the optional Bluetooth key fob to enable the push-button starting feature.

CAT EQUIPMENT MANAGEMENT TECHNOLOGY TAKES THE GUESSWORK OUT OF MANAGING YOUR EQUIPMENT

Cat Equipment Management telematics technology helps take the complexity out of managing your jobsites – by gathering data generated by your equipment, materials, and people and serving it up to you in customizable formats.



PRODUCT LINK™

Product Link™ collects data automatically and accurately from your assets – any type and any brand. Information such as location, hours, fuel usage, productivity, idle time, maintenance alerts, diagnostic codes, and machine health can be viewed online through web and mobile applications.



VISIONLINK®

Access information anytime, anywhere with VisionLink® – and use it to make informed decisions that boost productivity, lower costs, simplify maintenance, and improve safety and security on your jobsite. With different subscription level options, your Cat dealer can help you configure exactly what you need to connect your fleet and manage your business without paying for extras you don't want. Subscriptions are available with cellular or satellite reporting (or both).

Caterpillar releases products, services, and technologies in each region at different time intervals. Please verify with your local Cat dealer for technology availability and specifications.

INCREASE YOUR PRODUCTIVITY AND PROFIT WITH CAT ATTACHMENTS

You can easily expand the performance of your machine by utilizing any of the variety of Cat Attachments. Each Cat Attachment is designed to fit the weight and horsepower of Cat Excavators for improved performance, safety, and stability.

BUCKETS



GRAPPLES



HYDRAULIC HAMMERS




PREVENT HAMMER WEAR AND TEAR

Protect your hammer from overworking. Auto hammer stop warns you after 15 seconds of continuous firing and then automatically shuts it off after 30 seconds – all to prevent wear and tear on the attachment and excavator.

MULTI-PROCESSORS



QUICK COUPLERS



RAKES




RIPPERS



ATTACHMENT TRACKING MADE EASY

The Cat PL161 Attachment Locator is a Bluetooth device that makes finding your attachments and other gear quick and easy. The Cat App on your phone will locate the device automatically.



SECONDARY PULVERIZERS



SHEARS



THUMBS



VIBRATORY PLATE COMPACTORS



TECHNICAL SPECIFICATIONS

See cat.com for complete specifications.

ENGINE		
Engine Model	Cat C7.1	
Engine Power – ISO 9249	151 kW	202 hp
Engine Power – ISO 14396	152 kW	204 hp
Bore	105 mm	4 in
Stroke	135 mm	5 in
Displacement	7.01 L	428 in ³
Net Power is tested per ISO 9259. Standards in effect at the time of manufacture.		
Net power advertised is the power available at the flywheel when the engine is equipped with fan, air intake system, exhaust system and alternator.		
Rated speed at 2,200 rpm.		
HYDRAULIC SYSTEM		
Main System – Maximum Flow (Implement)	560 L/min	148 gal/min
Maximum Pressure – Equipment	35 000 kPa	5,075 psi
Maximum Pressure – Travel	35 000 kPa	5,075 psi
Maximum Pressure – Swing	28 400 kPa	4,120 psi
SWING MECHANISM		
Swing Speed	11.5 rpm	
Maximum Swing Torque	105 kN·m	77,370 lbf·ft
WEIGHTS		
Operating Weight*	30 500 kg	67,300 lb
*Long Undercarriage, Reach Boom, R3.2 (10'6") Stick, HD 1.54 m ³ (2.01 yd ³) bucket and 800 mm (31") triple grouser shoes.		
Operating Weight*	28 900 kg	63,700 lb
*Standard undercarriage, Reach boom, R3.2 m (10'6") stick, GDX 1.20 m ³ (1.57 yd ³) bucket, 800 mm (31") triple grouser shoes and 5800 kg (12,790 lb) counterweight		
SERVICE REFILL CAPACITIES		
Fuel Tank	474 L	125.2 gal
Cooling System	25 L	6.6 gal
Engine Oil	25 L	6.6 gal
Swing Drive	10 L	2.6 gal
Final Drive (each)	5.5 L	1.5 gal
Hydraulic System (including tank)	310 L	81.9 gal
Hydraulic Tank	147 L	38.8 gal
DEF Tank	41 L	10.8 gal
AIR CONDITIONING SYSTEM		
The air conditioning system on this machine contains the fluorinated greenhouse gas refrigerant R134a (Global Warming Potential = 1430). The system contains 0.9 kg of refrigerant, which has a CO ₂ equivalent of 1287 metric tonnes.		

DIMENSIONS		
Boom	Reach 6.15 m (20'2")	
Stick	Reach 3.2 m (10'6")	
Bucket	HD 1.54 m³ (2.01 yd³)	
Shipping Height (top of cab)	3050 mm	10'0"
Handrail Height	3050 mm	10'0"
Shipping Length	10 420 mm	34'2"
Tail Swing Radius	3130 mm	10'3"
Track Length to Center of Rollers – Standard Undercarriage*	3490 mm	11'5"
Track Length to Center of Rollers – Long Undercarriage	3990 mm	13'1"
Ground Clearance	490 mm	1'7"
Track Gauge – Standard Undercarriage*	2390 mm	7'10"
Track Gauge – Long Undercarriage	2590 mm	8'6"
Transport Width – 600 mm (24") Shoes, Standard Undercarriage*	2990 mm	9'10"
Transport Width – 600 mm (24") Shoes, Long Undercarriage	3190 mm	10'6"
Transport Width – 800 mm (31") Shoes, Standard Undercarriage*	3190 mm	10'6"
Transport Width – 800 mm (31") Shoes, Long Undercarriage	3390 mm	11'1"
Counterweight Clearance	1110 mm	3'8"
*Japan only		
WORKING RANGES AND FORCES		
Boom	Reach 6.15 m (20'2")	
Stick	Reach 3.2 m (10'6")	
Bucket	HD 1.54 m³ (2.01 yd³)	
Maximum Digging Depth	7260 mm	23'10"
Maximum Reach at Ground Level	10 690 mm	35'1"
Maximum Cutting Height	10 020 mm	32'11"
Maximum Loading Height	6940 mm	22'9"
Minimum Loading Height	2280 mm	7'6"
Maximum Depth Cut for 2440 mm (8') Level Bottom	7100 mm	23'4"
Maximum Vertical Wall Digging Depth	6030 mm	19'9"
Bucket Digging Force (ISO)	179 kN	40,200 lbf
Stick Digging Force (ISO)	126 kN	28,300 lbf

STANDARD & OPTIONAL EQUIPMENT

Standard and optional equipment may vary. Consult your Cat dealer for details.

CAB	STANDARD	OPTIONAL
ROPS, standard sound suppression	•	
Mechanically adjustable seat	•	
High-resolution 203 mm (8 in) LCD touchscreen monitor	•	
Cat Stick Steer		•
CAT TECHNOLOGY	STANDARD	OPTIONAL
Cat Product Link	•	
Auto Hammer Stop	•	
ENGINE	STANDARD	OPTIONAL
Two selectable power modes	•	
Auto engine speed control	•	
Auto engine idle shutdown	•	
52° C (125° F) high-ambient cooling capacity	•	
-32° C (-25° F) cold start capability		•
Double element air filter with integrated precleaner	•	
Reversing electric cooling fans	•	
Biodiesel capability up to B20	•	
HYDRAULIC SYSTEM	STANDARD	OPTIONAL
Boom and stick regeneration circuits	•	
Auto warm up	•	
Auto two-speed travel	•	
Boom and stick drift reduction valve	•	
Boom and stick lowering check valves		•
Hammer return filter circuit		•
Advanced Tool Control (two pump, one/two way high-pressure flow)	•*	•
Medium-pressure circuit		•
Quick coupler circuit		•

*Europe only

BOOM AND STICKS	STANDARD	OPTIONAL
6.15 m (20'2") reach boom, 3.75 m (12'4") reach stick		•
6.15 m (20'2") reach boom, 3.2 m (10'6") reach stick		•
6.15 m (20'2") reach boom, 2.65 m (8'8") reach stick		•
UNDERCARRIAGE AND STRUCTURES	STANDARD	OPTIONAL
600 mm (24") triple grouser shoes		•
800 mm (31") triple grouser shoes		•
Tie-down points on base frame	•	
6700 kg (14,770 lb) counterweight (all regions except Japan)	•	
5800 kg (12,790 lb) counterweight (Japan only)	•	
ELECTRICAL SYSTEM	STANDARD	OPTIONAL
Two 1,000 CCA maintenance free batteries	•	
Programmable time-delay LED working lights	•	
LED chassis light, left-hand/right-hand boom lights, cab lights	•	
SERVICE AND MAINTENANCE	STANDARD	OPTIONAL
Scheduled Oil Sampling (S-O-S SM) ports	•	
Ground-level and platform-level engine oil dipsticks	•	
Electric refueling pump with auto shutoff		•
SAFETY AND SECURITY	STANDARD	OPTIONAL
Rearview camera	•	
Right-hand-sideview camera	•	
Ground-level engine shutoff switch	•	
Right-hand handrail and handhold	•	
Signaling/warning horn	•	

Not all features are available in all regions. Please check with your local Cat dealer for specific offering availability in your area.

For additional information and additional regional offerings, refer to the Technical Specifications brochure available at www.cat.com or your Cat dealer.

For more complete information on Cat products, dealer services and industry solutions, visit us on the web at www.cat.com

© 2021 Caterpillar. All Rights Reserved.

Materials and specifications are subject to change without notice. Featured machines in photos may include additional equipment. See your Cat dealer for available options.

CAT, CATERPILLAR, LET'S DO THE WORK, their respective logos, "Caterpillar Corporate Yellow", the "Power Edge" and Cat "Modern Hex" trade dress as well as corporate and product identity used herein, are trademarks of Caterpillar and may not be used without permission. VisionLink is a trademark of VirtualSite Solutions LLC, registered in the United States and in other countries
www.cat.com www.caterpillar.com

AEXQ2458-03
Replaces AEXQ2458-02
Build Number: 07D
(Eur, Jpn, Korea, N Am)

