

# 345 GC

HYDRAULIC EXCAVATOR



**Engine Power**  
**Operating Weight**

258 kW (346 hp)  
42 200 kg (93,000 lb)

Cat® C9.3B engine meets Brazil MAR-1 and China Nonroad Stage III emission standards, equivalent to U.S. EPA Tier 3 and EU Stage IIIA.



## NEXT GENERATION EXCAVATORS

Cat® Next Generation Excavators offer you more choices than ever for your business.

- + MORE MODEL OPTIONS
- + MORE STANDARD TECHNOLOGIES
- + MORE PRICE POINTS

Ready to help you make your business stronger, Cat Next Generation Excavators give you new ways to get the most work done at the lowest cost – so you put more money in your pocket.



# THE CAT® 345 GC

RELIABLE. COMFORTABLE. PRODUCTIVE.

The **CAT 345 GC** offers you the ideal balance of dependable performance, operator productivity features, and reduced costs. The Cat 345 GC is a smart choice for operations where high reliability and low-cost-per-hour performance are priorities.



## INCREASE FUEL EFFICIENCY UP TO 25%<sup>1</sup>

A precise combination of lower engine speed and large hydraulic pump delivers more work per unit of fuel.

<sup>1</sup> Compared to 349D2 Tier 3 global fuel burn averages.

## WORK SMART. SAVE MONEY.

The Cat 345 GC is equipped with two power modes to help manage fuel consumption for your specific applications: Power Mode and the new Smart Mode.

Power Mode delivers maximum productivity in high-demand applications like truck loading and trenching.

Smart Mode automatically matches engine speed and hydraulic power to demand for the highest fuel efficiency in any application.

Use Operator ID and the excavator will remember your mode preference.





**LOWER MAINTENANCE COSTS  
UP TO 30%**

With extended maintenance intervals, you get more done at a lower cost compared to the 349D2 Tier 3 excavator. Consolidated filter locations make service faster. Hydraulic, air, and fuel filters have increased capacity and longer life.

**KEY MAINTENANCE COST REDUCTIONS INCLUDE:**

- + Consolidated filter locations to reduce service time.
- + Oil and fuel filters with extended maintenance intervals.
- + New hydraulic filter with higher dirt holding capacity.
- + New Cat air filter with double the dust holding capacity of the previous filter.

INTERVAL IMPROVEMENTS	D2 SERIES	345 GC NEXT GENERATION
	Interval – hours	Interval – hours
Replace Fuel Filters	500	1,000
Replace Hydraulic System Return Filter	2,000	3,000
Replace Hydraulic System Pilot Filter	1,000	No pilot filter needed
Replace Hydraulic System Case Drain Filter	1,000	Clean mesh + magnet as needed
Replace Fuel Tank Cap Filter	1,000	2,000
Lube Swing Bearing	250	500

# CAT LINK TECHNOLOGY

## TAKES THE GUESSWORK OUT OF MANAGING YOUR EQUIPMENT

---

**CAT LINK** telematics technology helps take the complexity out of managing your jobsites – by gathering data generated by your equipment, materials, and people – and serving it up to you in customizable formats.



### **PRODUCT LINK™**

Product Link™ collects data automatically and accurately from your assets – any type and any brand. Information such as location, hours, fuel usage, productivity, idle time, maintenance alerts, diagnostic codes, and machine health can be viewed online through web and mobile applications.



### **VISIONLINK®**

Access information anytime, anywhere with VisionLink® – and use it to make informed decisions that boost productivity, lower costs, simplify maintenance, and improve safety and security on your jobsite. With different subscription level options, your Cat dealer can help you configure exactly what you need to connect your fleet and manage your business, without paying for extras you don't want. Subscriptions are available with cellular or satellite reporting (or both).

# CAB TAKES THE HARD OUT OF WORK

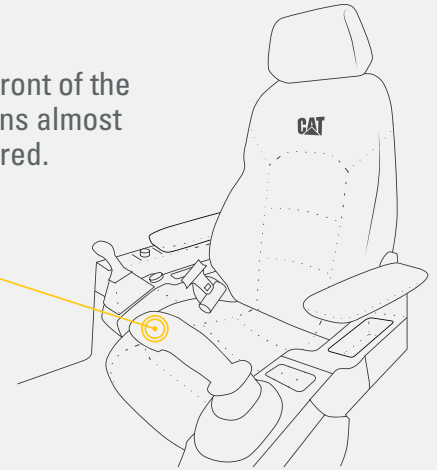
Sites where excavators typically work are rugged and challenging. That's why it's important that the 345 GC cab protects the operator as much as possible from fatigue, stresses, sounds, and temperatures of the job.

## WE'VE GOT YOUR BACK.

**BACK PAIN IS ONE OF THE MOST COMMON REASONS PEOPLE MISS WORK.\***

### NEW CAB:

All controls are in front of the operator. That means almost no twisting is required.



**OLD CAB:** 2,000+ twists a year to reach controls in back of cab that can strain your back.

ASSUME 1 TWIST PER HOUR  
1 TWIST × 8-HOUR WORKDAY = 8 TWISTS PER DAY  
8 TWISTS × 5 WORKDAYS PER WEEK = 40 TWISTS PER WEEK  
40 TWISTS × 52 WEEKS PER YEAR = **2,080 TWISTS PER YEAR**

\*SOURCE: [HTTPS://WWW.NINDS.NIH.GOV/DISORDERS/PATIENT-CAREGIVER-EDUCATION/FACT-SHEETS/LOW-BACK-PAIN-FACT-SHEET](https://www.ninds.nih.gov/disorders/patient-caregiver-education/fact-sheets/low-back-pain-fact-sheet)



## ISO-CERTIFIED ROPS CAB

The ISO-certified ROPS cab is sound suppressed and sealed. The windows and lower front profile of the machine give outstanding visibility to the work area without the strain of constantly leaning forward.

## ALL-AROUND VISIBILITY

Large windows at the front, sides, and rear give excellent visibility in all directions from the operator seat. The ROPS structure uses narrow front cab pillars to allow a wider field of view to the front. Plus, with the standard rearview camera, operators will always be aware of what's surrounding the excavator.

## EASY ACCESS, CONNECTIVITY, AND STORAGE

Convenience features include Bluetooth® integrated radio, USB ports for charging and phone connectivity, 12V DC outlets and AUX port, ample front and back storage, and cup and bottle holders.



## TOUCHSCREEN MONITOR

Most machine settings can be controlled through the high-resolution touchscreen monitor. It offers 42 languages and is easy to reach from the seat – no twisting or turning to reach switches. A handy jog dial control and shortcut keys are also ergonomically positioned on the right console.

## SEAT AND CONSOLE


Efficiency of movement is critical to keeping operators productive and alert all shift long. The 345 GC seat is wide and adjustable so operators of any size can work comfortably.

## CUSTOMIZABLE JOYSTICKS

Joystick function can be customized through the monitor. Joystick pattern as well as response can be set to match operator preference. All preferences are saved with Operator ID and restored at log in.

## KEYLESS PUSH START

The 345 GC uses a keyless push-button engine start. This adds security for the machine by using Operator ID codes to limit and track machine access. Codes can be entered manually, via an optional Bluetooth key fob, or smartphone app.



# SAFETY FEATURES

LOOK OUT FOR YOUR PEOPLE AND YOUR EQUIPMENT

Routine maintenance checks can be performed faster, easier, and safer with ground-level access to the air precleaner, the fuel water separator, fuel tank water and sediment drains, and cooling system coolant level check. Getting up to the engine compartment is aided with handrails and anti-skid surfaces.

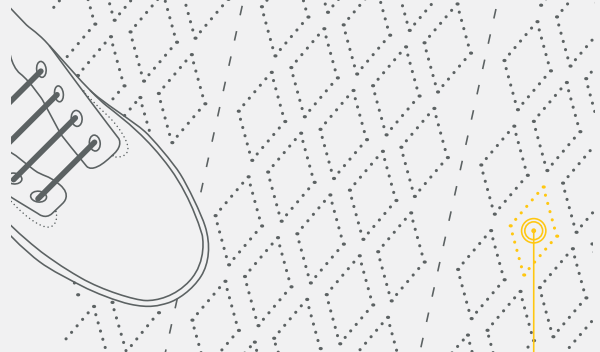
## KEEP YOUR EXCAVATOR SECURE

Use your PIN code on the monitor, the optional Bluetooth key fob, or your smartphone to enable the push-button starting feature.

1,148 WAYS TO STAY SAFE.

FACT:

SLIPPING IS ONE OF THE BIGGEST CONTRIBUTORS TO WORKPLACE INJURIES.\*



OUR ANTI-SKID PLATES FEATURE

1,000+ INDIVIDUAL PERFORATIONS FOR BETTER TRACTION

\*SOURCE: [HTTPS://WWW.OSHA.GOV/DTE/GRANT\\_MATERIALS/FY07/SH-16625-07/SLIPSTRIPSFALLS.PPT](https://www.osha.gov/dte/grant_materials/fy07/sh-16625-07/slipstripsfalls.ppt)



# INCREASE YOUR PRODUCTIVITY AND PROFIT WITH CAT ATTACHMENTS

You can easily expand the performance of your machine by utilizing any of the variety of Cat attachments. Each Cat attachment is designed to fit the weight and horsepower of Cat excavators for improved performance, safety, and stability.

## BUCKETS



## HYDRAULIC HAMMERS



## PREVENT HAMMER WEAR AND TEAR

Auto hammer stop shuts the hammer off after 30 seconds of continuous firing to prevent the tool and excavator from overworking.

## ATTACHMENT TRACKING MADE EASY

The Cat Locator is a Bluetooth device that makes finding your attachments and other gear quick and easy. The Cat App on your phone will locate the device automatically.

## QUICK COUPLERS



## VIBRATORY PLATE COMPACTORS



# TECHNICAL SPECIFICATIONS

See *cat.com* for complete specifications.

ENGINE			
Engine Model	C9.3B		
Engine Power – ISO 9249	258 kW	346 hp	
Engine Power – ISO 14396	259 kW	347 hp	
Engine RPM			
Operation	1,750 rpm		
Travel	1,900 rpm		
Bore	115 mm	5 in	
Stroke	149 mm	6 in	
Displacement	9.3 L	568 in <sup>3</sup>	
HYDRAULIC SYSTEM			
Main System – Maximum Flow – Implement	630 L/min (315 L/min × 2 pumps)	166 gal/min (83 gal/min × 2 pumps)	
Maximum Pressure – Equipment – Implement	35 000 kPa	5,076 psi	
Maximum Pressure – Travel	35 000 kPa	5,076 psi	
Maximum Pressure – Swing	28 000 kPa	4,061 psi	
SWING MECHANISM			
Swing Speed	8.27 rpm		
Maximum Swing Torque	155 kN·m	114,543 lbf-ft	
WEIGHTS			
Operating Weight	42 200 kg	93,000 lb	
Reach boom, R2.9TB (9'6") stick, HD 2.41 m <sup>3</sup> (3.15 yd <sup>3</sup> ) bucket, 600 mm (24") double grouser shoes, 9 mt (19,842 lb) counterweight.			
SERVICE REFILL CAPACITIES			
Fuel Tank Capacity	600 L	158.5 gal	
Cooling System	40 L	10.5 gal	
Engine Oil (with filter)	32 L	8.5 gal	
Swing Drive	18 L	4.8 gal	
Final Drive (each)	8 L	2.1 gal	
Hydraulic System (including tank)	423 L	111.7 gal	
Hydraulic Tank (including suction pipe)	186 L	49.1 gal	

DIMENSIONS			
<b>Boom</b>	<b>Reach 6.9 m (22'8")</b>		
<b>Stick</b>	<b>Reach R2.9TB (9'6")</b>		
<b>Bucket</b>	<b>HD 2.41 m<sup>3</sup> (3.15 yd<sup>3</sup>)</b>		
Shipping Height (top of cab)	3230 mm	10'7"	
Handrail Height	3370 mm	11'0"	
Shipping Length	11 620 mm	38'1"	
Tail Swing Radius	3530 mm	11'6"	
Counterweight Clearance	1300 mm	4'3"	
Ground Clearance	520 mm	1'8"	
Track Length	5030 mm	16'6"	
Length to Center of Rollers	4040 mm	13'3"	
Track Gauge	2740 mm	8'11"	
Transport Width – 600 mm (24") Shoes	3340 mm	10'11"	
WORKING RANGES AND FORCES			
<b>Boom</b>	<b>Reach 6.9 m (22'8")</b>		
<b>Stick</b>	<b>Reach R2.9TB (9'6")</b>		
<b>Bucket</b>	<b>HD 2.41 m<sup>3</sup> (3.15 yd<sup>3</sup>)</b>		
Maximum Digging Depth	7200 mm	23'7"	
Maximum Reach at Ground Line	11 290 mm	37'0"	
Maximum Cutting Height	10 540 mm	34'6"	
Maximum Loading Height	7210 mm	23'7"	
Minimum Loading Height	3130 mm	10'3"	
Maximum Depth Cut for 2240 mm (8'0") Level Bottom	7040 mm	23'1"	
Maximum Vertical Wall Digging Depth	5390 mm	17'8"	
Bucket Digging Force (ISO)	235 kN	52,860 lbf	
Stick Digging Force (ISO)	198 kN	44,550 lbf	

# STANDARD & OPTIONAL EQUIPMENT

Standard and optional equipment may vary. Consult your Cat dealer for details.

CAB	STANDARD	OPTIONAL
ROPS, standard sound suppression	•	
High-resolution 203 mm (8 in) LCD touchscreen monitor	•	
Mechanically adjustable seat	•	
ENGINE	STANDARD	OPTIONAL
Cold start block heaters		•
Two selectable modes: Power, Smart	•	
Automatic engine speed control	•	
Up to 3300 m (10,830 ft) altitude capability	•	
52° C (126° F) high-ambient cooling capacity	•	
-18° C (0° F) cold start capability	•	
-32° C (-25° F) cold start capability		•
Double element air filter with integrated precleaner	•	
Biodiesel capability up to B20	•	
HYDRAULIC SYSTEM	STANDARD	OPTIONAL
Boom and stick regeneration circuit	•	
Electronic main control valve	•	
Automatic hydraulic oil warm up	•	
Reverse swing damping valve	•	
Automatic swing parking brake	•	
High performance hydraulic return filter	•	
Two speed travel	•	
Bio hydraulic oil capability	•	
Fine swing		•
Combined two-way auxiliary circuit		•
Combined two-way auxiliary circuit with hammer return filter		•
UNDERCARRIAGE AND STRUCTURES	STANDARD	OPTIONAL
Long undercarriage	•	
Towing eye on base frame	•	
9 mt (19,842 lb) counterweight	•	
600 mm (24") double grouser, triple grouser, HD triple grouser track shoes		•
700 mm (28") triple grouser track shoes		•

BOOMS AND STICKS	STANDARD	OPTIONAL
6.55 m (21'6") Mass boom		•
6.9 m (22'8") Reach boom		•
2.55 m (8'4") Mass stick		•
2.9 m (9'6") Reach stick		•
2.9 m (9'6") HD Reach stick		•
3.0 m (9'10") Mass stick		•
3.35 m (11'0") Reach stick		•
3.35 m (11') HD Reach stick		•
ELECTRICAL SYSTEM	STANDARD	OPTIONAL
Maintenance-free 1,000 CCA batteries (x2)	•	
Centralized electrical disconnect switch	•	
LED chassis light, RH and LH boom lights, cab lights	•	
CAT TECHNOLOGY	STANDARD	OPTIONAL
Cat Product Link	•	
Auto Hammer Stop	•	
SERVICE AND MAINTENANCE	STANDARD	OPTIONAL
Grouped location of engine oil and fuel filters	•	
Scheduled Oil Sampling (S-O-S <sup>SM</sup> ) sampling ports	•	
Electric refueling pump with automatic shutoff		•
SAFETY AND SECURITY	STANDARD	OPTIONAL
Caterpillar One Key security system	•	
Lockable external tool/storage box	•	
Lockable door, fuel, and hydraulic tank locks	•	
Lockable fuel drain compartment	•	
Service platform with anti-skid plate and recessed bolts	•	
RH handrail and hand hold (ISO 2867:2011 Compliant)	•	
Signaling/warning horn	•	
Standard visibility mirror package	•	
Ground-level secondary engine shutoff switch	•	
Rearview camera and right-hand-side mirror	•	

**Not all features are available in all regions. Please check with your local Cat dealer for specific offering availability in your area.**

For additional information, refer to the Technical Specifications brochures for the 345 GC available at [www.cat.com](http://www.cat.com) or your Cat dealer.

For more complete information on Cat products, dealer services and industry solutions, visit us on the web at [www.cat.com](http://www.cat.com)

© 2019 Caterpillar. All Rights Reserved.

VisionLink is a trademark of Trimble Navigation Limited, registered in the United States and in other countries.

Materials and specifications are subject to change without notice. Featured machines in photos may include additional equipment. See your Cat dealer for available options.

CAT, CATERPILLAR, LET'S DO THE WORK, their respective logos, "Caterpillar Yellow," the "Power Edge" and Cat "Modern Hex" trade dress as well as corporate and product identity used herein, are trademarks of Caterpillar and may not be used without permission.  
[www.cat.com](http://www.cat.com) [www.caterpillar.com](http://www.caterpillar.com)



AEXQ2465-01  
Replaces AEXQ2465  
Build Number: 07A

